

Your Nearby Sunn Dealer Is

sunn

product guide

Sunn amps and sound systems are the finest sound equipment on the market today. You'll never know how great you really are, until you get it on with a Sunn amp or sound system.

See your Sunn Dealer Now.

Sunn Musical Equipment Company
amburn industrial park
tualatin, oregon 97062

In the interest of product improvement, we reserve the right to change prices, specifications, or models without prior notice.

Copyright 1970

Litho USA Kinetio Design



Sunn's Philosophy

- Engineering innovation
- Advanced circuitry
- Assured quality
- Excellent craftsmanship
- Superlative sound

Sunn Personal Lifetime Warranty

The Sunn Personal Lifetime Warranty applies to all materials, components (except tubes) and workmanship to the original purchaser. Tubes are guaranteed for 90 days.



Dymos

- Compact lead or rhythm guitar amp
- 40 watts RMS (90 watts peak)
- 2 - 12" Sunn guitar transducers or 2 - JBL D123F's
- Self contained unit: 24 $\frac{3}{4}$ " high, 26 $\frac{1}{2}$ " wide, 11 $\frac{1}{2}$ " deep
- Enclosure design: open back, plywood construction



Solarus

- Versatile lead or rhythm guitar amp
- 60 watts RMS (140 watts peak)
- 2 - 12" Sunn guitar transducers (or 2 - JBL D123F's)
- Amp dimensions: 9 $\frac{1}{2}$ " high, 24" wide, 9 $\frac{1}{2}$ " deep
- Enclosure dimensions: 29" high, 24" wide, 11 $\frac{1}{2}$ " deep
- Enclosure design: open back, plywood construction



Sonaro

- Small bass amp with punch
- 60 watts RMS (140 watts peak)
- 1 - 15" Sunn bass transducer
- Amp dimensions: 9 $\frac{1}{2}$ " high, 24" wide, 9 $\frac{1}{2}$ " deep
- Enclosure dimensions: 29" high, 24" wide, 11 $\frac{1}{2}$ " deep
- Enclosure design: Tuned port, plywood construction



Suntura I

- Exciting lead or rhythm guitar amp
- 60 watts RMS (140 watts peak)
- One exclusive 15" JBL D15S guitar speaker
- Amp dimensions: 9½" high, 24" wide, 11½" deep
- Enclosure dimensions: 29" high, 24" wide, 11½" deep
- Enclosure design: open back, plywood construction



Sceptre

- Driving lead or rhythm guitar amp
- 60 watts RMS (140 watts peak)
- 4 - 12" Sunn guitar transducers (or 4-JBL D123F's)
- Amp dimensions: 9½" high, 24" wide, 15" deep
- Enclosure dimensions: 42" high, 24" wide, 15" deep
- Enclosure design: infinite baffle, plywood construction



Suntura II

- Outstanding lead or rhythm guitar amp
- 60 watts RMS (140 watts peak)
- 2 exclusive 15" JBL D15S guitar speakers
- Amp dimensions: 9½" high, 24" wide, 9½" deep
- Enclosure dimensions: 42" high, 24" wide, 15" deep
- Enclosure design: exclusive rear-loading, folded horn, plywood construction



Sonic I-40

- Compact bass amp
- 60 watts RMS (140 watts peak)
- 1 - 15" JBL D140F bass speaker
- Amp dimensions: 9½" high, 24" wide, 9½" deep
- Enclosure dimensions: 26" high, 24" wide, 15" deep
- Enclosure design: exclusive rear-loading, folded horn, plywood construction




Sorado

- Rugged bass amp
- 60 watts RMS (140 watts peak)
- 2 - 15" Sunn heavy duty bass transducers
- Amp dimensions: 9½" high, 24" wide, 15" deep
- Enclosure dimensions: 42" high, 24" wide, 15" deep
- Enclosure design: tuned port, plywood construction



Solos

- Exciting lead, rhythm and steel guitar amp
- 110 watts RMS (260 watts peak)
- 2-12" Sunn guitar transducers or 2-12" JBL D123F's or 1-15" JBL D130F
- Self-contained unit, 20½" high, 26½" wide, 11½" deep
- Enclosure design: open back, ¾" solid core plywood



200S

- Thunderous bass amp
- 60 watts RMS (140 watts peak)
- 2 - JBL 140F bass speakers
- Amp dimensions: 9½" high, 24" wide, 9½" deep
- Enclosure dimensions: 42" high, 24" wide, 15" deep
- Enclosure design: exclusive rear-loading, folded horn, plywood construction

*Thunder 6000
JBL
215" 1075.00*




1000S

- Superb guitar amp
- 120 watts RMS (280 watts peak)
- 2 exclusive 15" JBL D15S guitar speakers
- Amp dimensions: 10" high, 30" wide, 9½" deep
- Enclosure dimensions: 48" high, 30" wide, 15" deep
- Enclosure design: exclusive rear-loading, folded horn, plywood construction



Concert Sound System


- Highly portable, five channel vocal amp, each channel w/reverb
- 100 watts RMS (240 watts peak)
- Two columns 4-12" Sunn PA transducers each or 4-12" JBL D123F's
- Amp dimensions: 9½" high, 26½" wide, 13" deep
- Enclosure dimensions: 54½" high, 17½" wide, 11½" deep



1200S

- Ultimate lead or rhythm guitar amp
- 120 watts RMS (280 watts peak)
- 6 12" Sunn guitar transducers (or 6 JBL D123F's)
- Amp dimensions: 10" high, 30" wide, 9½" deep
- Enclosure dimensions: 48" high, 30" wide, 15" deep
- Enclosure design: infinite baffle, plywood construction

*USE 850.00
1295.13.95
Full 1200
6000.00*



2000S

- Ultimate bass amp
- 120 watts RMS (280 watts peak)
- 2 - 15" JBL D140F speakers
- Amp dimensions: 10" high, 30" wide, 9½" deep
- Enclosure dimensions: 48" high, 30" wide, 15" deep
- Enclosure design: exclusive rear-loading, folded horn, plywood construction



Coliseum Sound System

- Ultimate portable, public address system
- Four channel vocal amp
- 120 watts RMS (280 watts peak)
- 2 - golden sound lens coupled to a 375 JBL driver.
- Enclosure design: 2-rear-loading, folded horn cabinets, each housing 2 - JBL 130AS vocal speakers