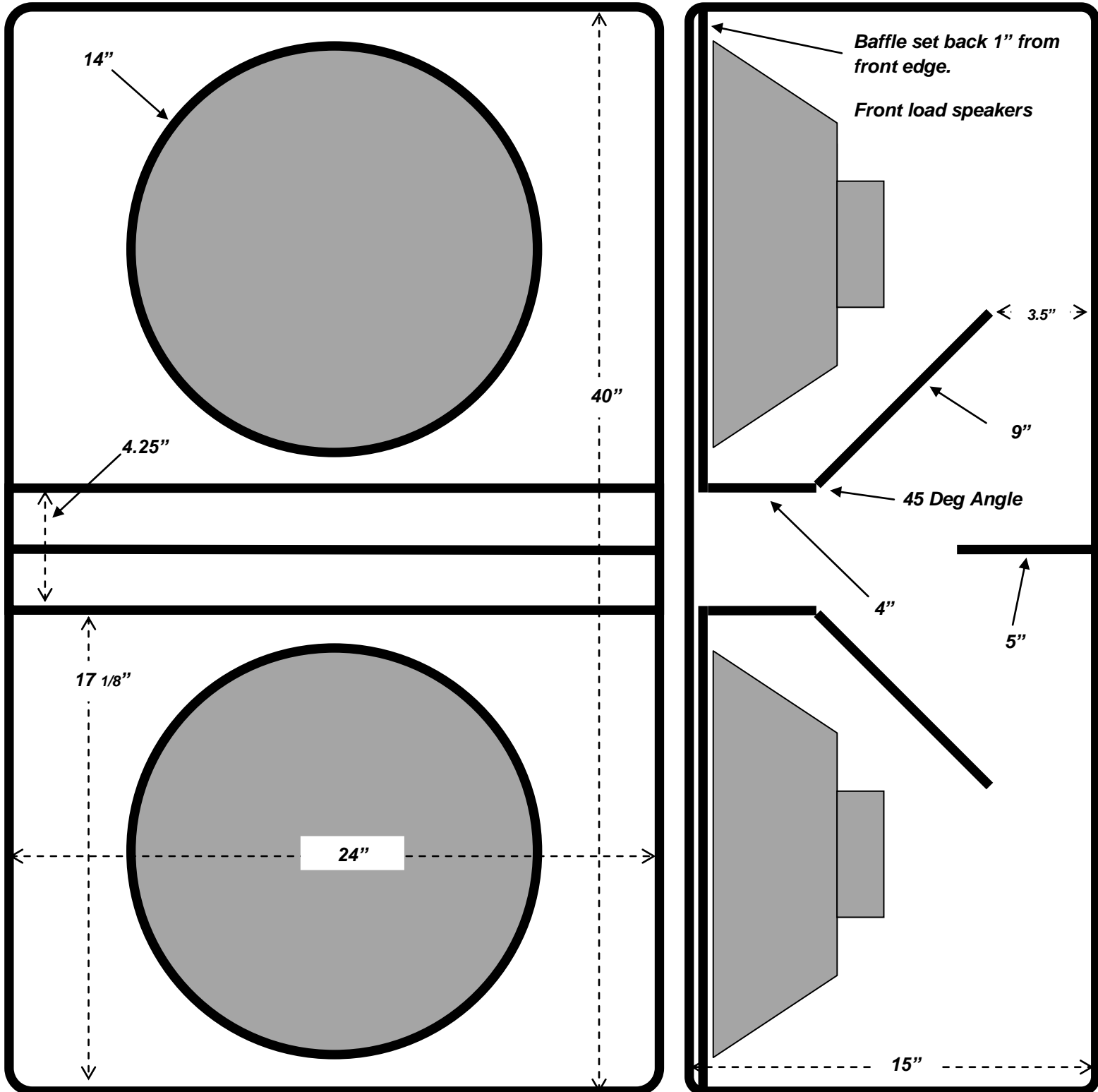









Sunn 200S 2x15 Bass Cab Reproduction

This design is intended to reproduce a Sunn 200s 2x15 folded horn bass cabinet. Speakers are Eminence Legend CB158 wired in parallel to achieve 4 ohm impedance. The back has a $\frac{3}{4}$ " x 2" stiffening rib, not shown on the drawing below for clarity. Damping material is glued to every interior surface of the enclosure except the baffle board and the port venting. Material is $\frac{3}{4}$ " thickness A-B exterior plywood. Adhesive is PL Premium moisture cured polyurethane.

Assuming 0.030" thick Tolex, clearance of 0.060" is provided around the grill opening and the back.



Parts List (from www.partsexpress.com)

	Item	Qty.	Price	Total	Remove
	<u>Penn-Elcom F1686 Rubber Cabinet Foot 1.57" Dia. x 0.61" H</u> Part Number: 260-770 In Stock	<input type="text" value="8"/>	\$0.98	\$7.84	<input type="checkbox"/>
	<u>Penn-Elcom W2001 2" Recessed Caster Pair</u> Part Number: 262-282 In Stock	<input type="text" value="1"/>	\$21.32	\$21.32	<input type="checkbox"/>
	<u>Eminence Legend CB15 15" Bass Guitar Speaker</u> Part Number: 290-497 In Stock	<input type="text" value="2"/>	\$119.97	\$239.94	<input type="checkbox"/>
	<u>Dayton Audio MH110 Right Angle Steel Bar Handle</u> Part Number: 262-820 In Stock	<input type="text" value="2"/>	\$8.63	\$17.26	<input type="checkbox"/>
	<u>Dayton Audio MH111 Steel Bar Handle</u> Part Number: 262-821 In Stock	<input type="text" value="4"/>	\$5.80	\$23.20	<input type="checkbox"/>
	<u>Peavey 1/4" Panel Mount Phone Jack for 3/4" Panel Thickness</u> Part Number: 248-8572 In Stock	<input type="text" value="1"/>	\$5.58	\$5.58	<input type="checkbox"/>
	<u>Penn-Elcom C1835/50K Wrap-Around Cabinet Corner</u> Part Number: 269-224 In Stock	<input type="text" value="8"/>	\$0.48	\$3.84	<input type="checkbox"/>

Specification

Nominal Basket Diameter	15", 381mm
Nominal Impedance*	8 ohms
Power Rating**	Watts
Music Program	300W
Resonance	600W
Usable Frequency Range***	34Hz
Sensitivity	47Hz-3kHz
Magnet Weight	98
Gap Height	80 oz
Voice Coil Diameter	0.375", 9.53mm
	2.5", 63.5mm

Thiele & Small Parameters

Resonant Frequency (fs)	34Hz
DC Resistance (Re)	6.15
Coil Inductance (Le)	0.33mH
Mechanical Q (Qms)	5.9
Electromagnetic Q (Qes)	0.36
Total Q (Qts)	0.34
Compliance Equivalent Volume (Vas)	336 ltr/11.9 cu. ft.
Peak Diaphragm Displacement Volume (Vd)	411cc
Mechanical Compliance of Suspension (Cms)	0.31mm/N
BL Product (BL)	16.0 T-M
Diaphragm Mass inc. Airload (Mms)	70 grams
Efficiency Bandwidth Product (EBP)	95
Maximum Linear Excursion (Xmax)	4.8mm
Surface Area of Cone (Sd)	856.3cm ²
Maximum Mechanical Limit (Xlim)	9.5mm

Mounting Information

Recommended Enclosure Volume	54-65 ltr/19.2-3 cu. ft.
Sealed	54-159 ltr/1.9-5.6 cu. ft.
Vented	15.21", 386.4mm
Overall Diameter	14.0", 355.3mm
Baffle Hole Diameter	Fitted as Standard
Front Sealing Gasket	Fitted as Standard
Rear Sealing Gasket	0.28", 7.1mm
Mounting Holes Diameter	14.56", 369.9mm
Mounting Holes B.C.D.	6.5", 165mm
Depth	17.3 lbs, 7.9 kg
Net Weight	19.4 lbs, 8.8 kg
Shipping Weight	

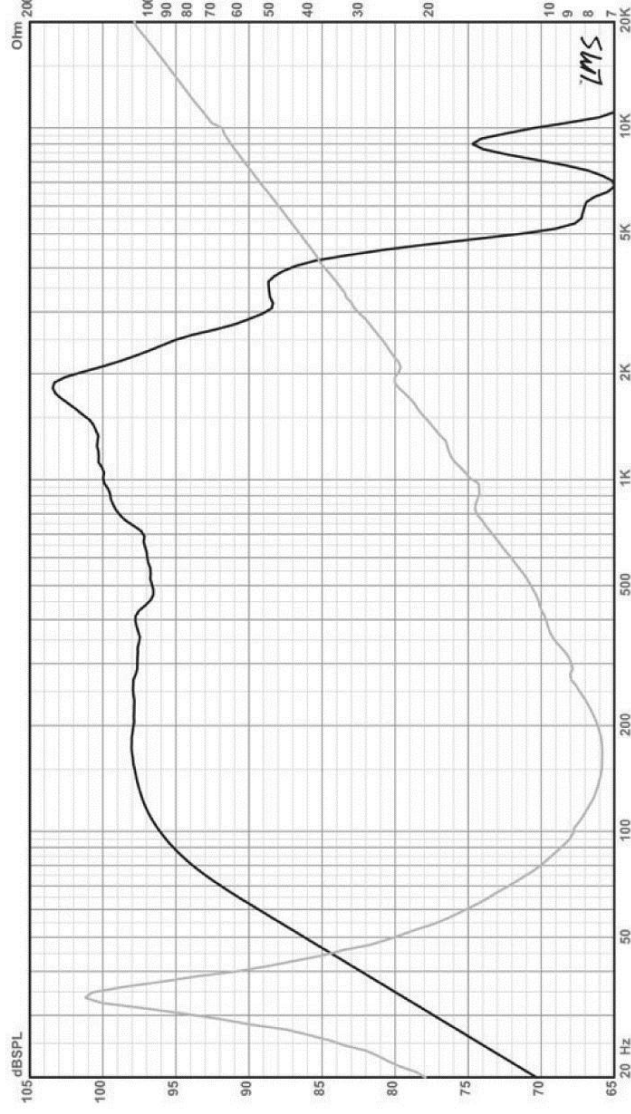
Materials of Construction

Coil Construction	Copper
Coil	Polyimide
Magnet Composition	Ferrite
Core Details	Vented And Extended
Basket Materials	Die-Cast Aluminum
Cone Composition	Paper
Cone Edge Composition	Cloth
Dust Cap Composition	Solid Composition Paper



LEGEND CB15

Recommended for professional bass guitar applications in a sealed or vented enclosure.

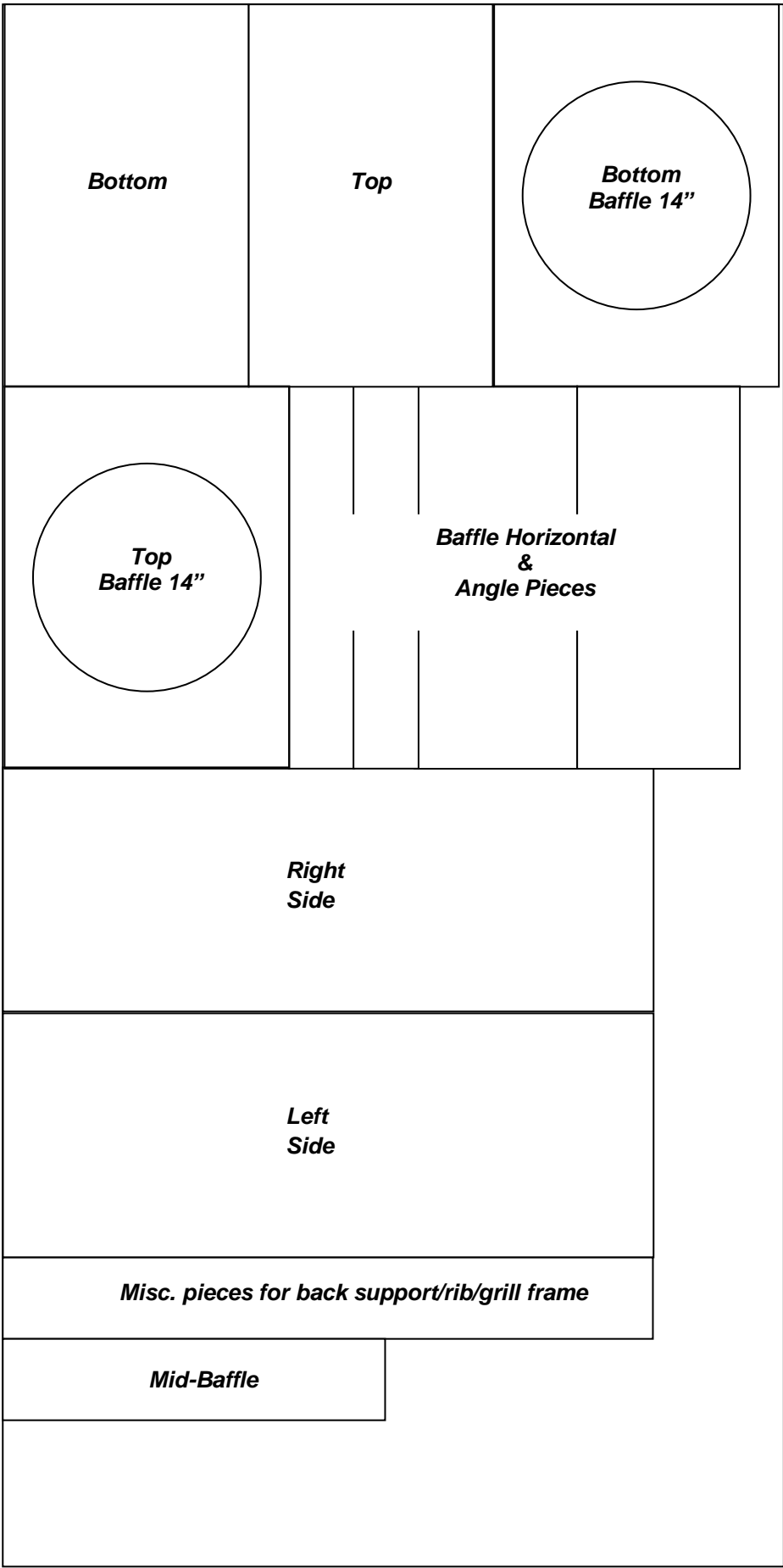


* Please inquire about alternative impedances.

** Multiple units exceed published rating evaluated under EIA 426A noise source and test standard while in a free-air, nontemperature-controlled environment.

*** The average output across the usable frequency range when applying 1W/1m into the nominal impedance. i.e. 2.83 V/8 ohms, 4 V/16 ohms.

Eminence response curves are measured under the following conditions: All speakers are tested at 1W/1m using a variety of test set-ups for the appropriate impedance | LMS using 0.25" supplied microphone (software calibrated) mounted 1m from wall/baffle | 2 ft. X 2 ft. baffle is built into the wall with the speaker mounted flush against a steel ring | a minimum of 100 mm from the wall | 2700 cu. ft. chamber with fiberglass on all six surfaces (three with custom-made wedges)



Back