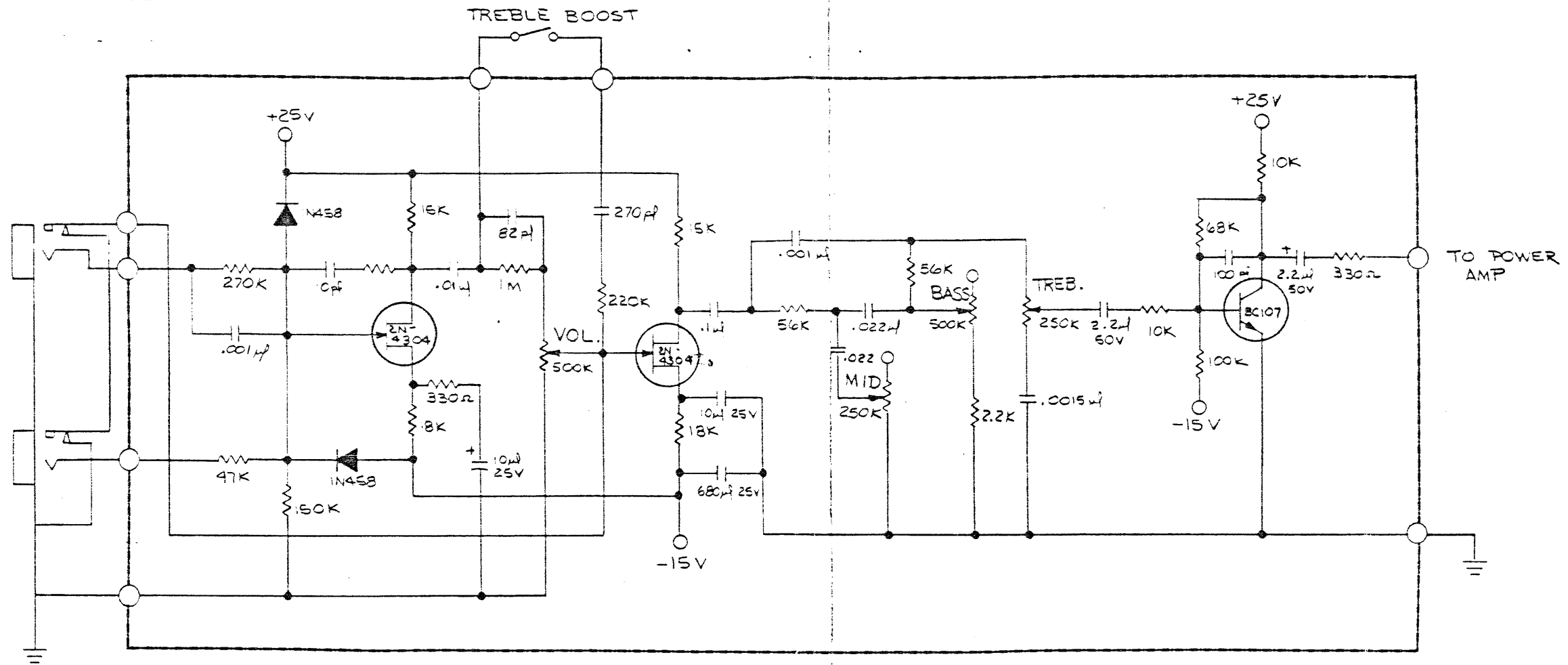
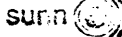
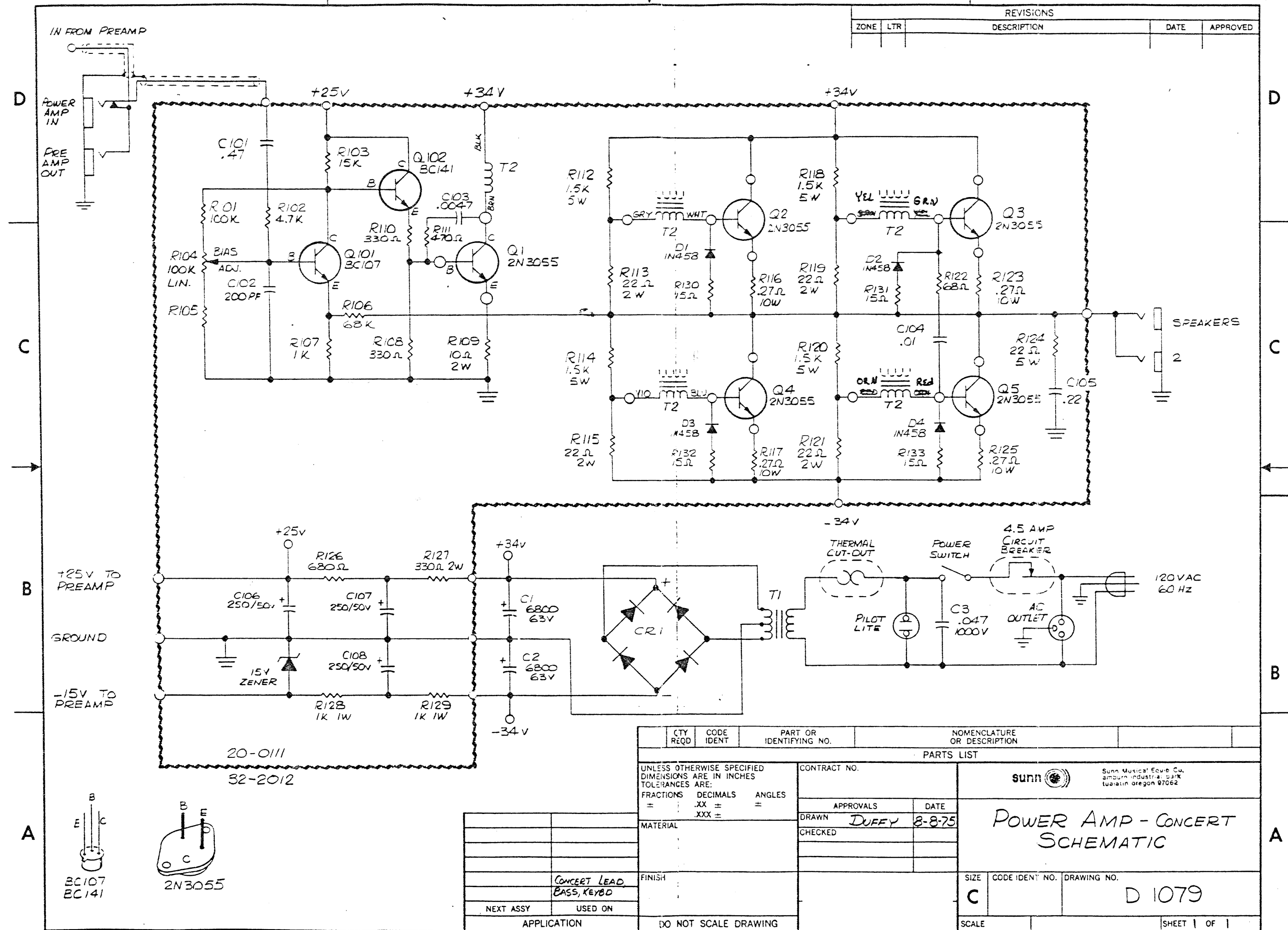


Concert Bass

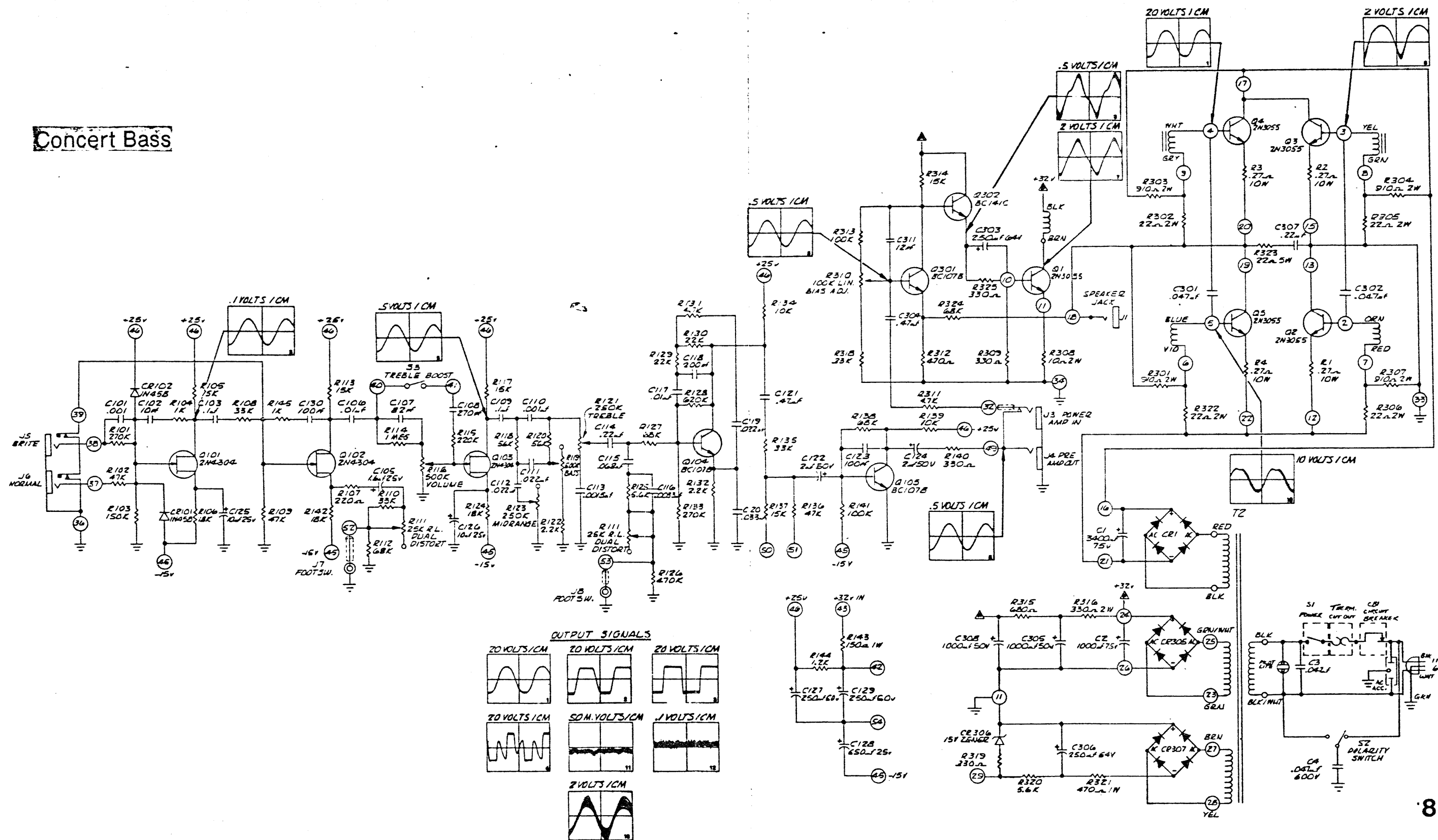


REVISIONS				
ZONE	LTR	DESCRIPTION	DATE	APPROVED

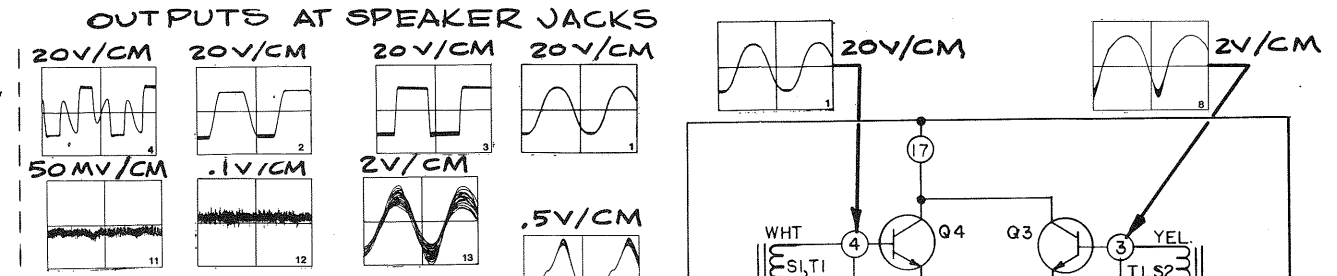
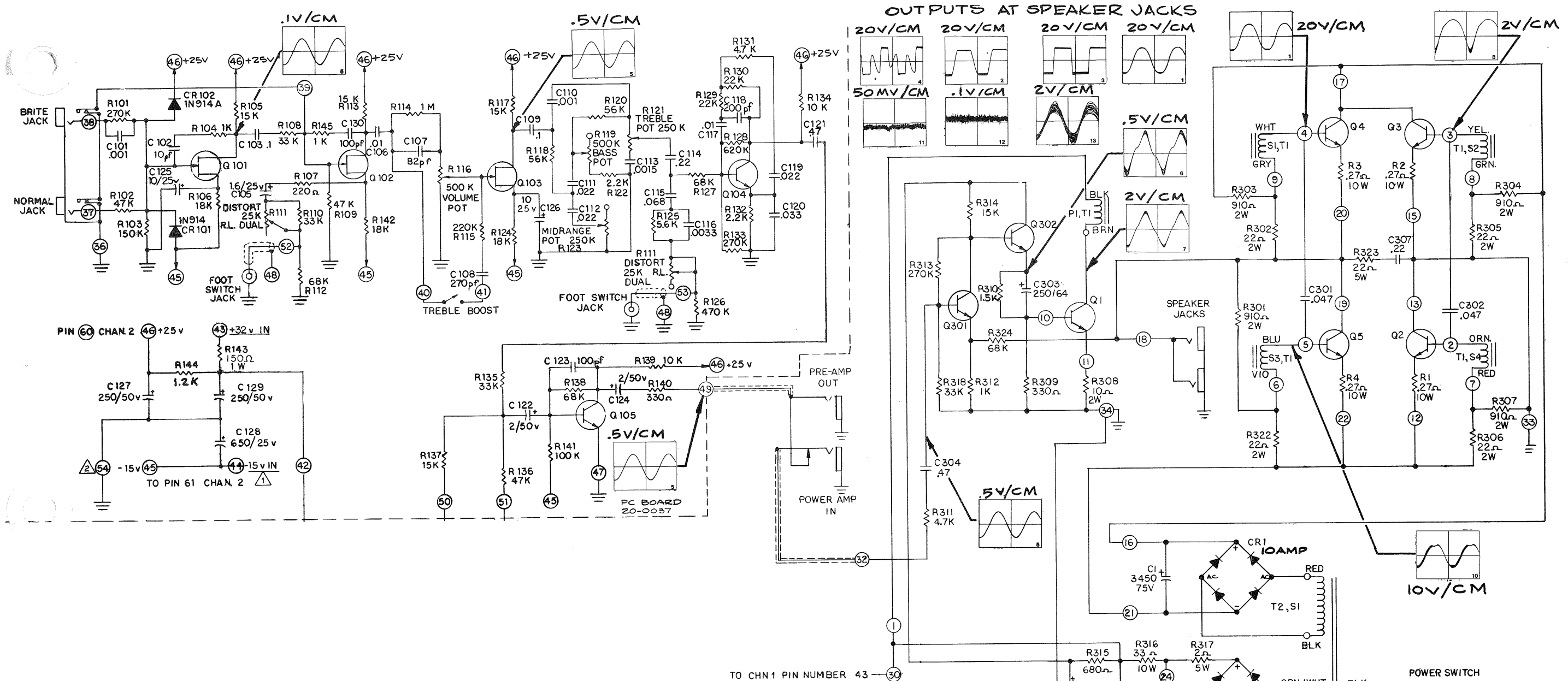
QTY REQD	CODE IDENT	PART OR IDENTIFYING NO.	NOMENCLATURE OR DESCRIPTION			
PARTS LIST						
UNLESS OTHERWISE SPECIFIED DIMENSIONS ARE IN INCHES TOLERANCES ARE: FRACTIONS DECIMALS ANGLES = .XX ± = = .XXX ± =		CONTRACT NO.		 Sun Machine Equip. Co. 200 S. 10th St. Los Angeles, CA 90062		
		APPROVALS		DATE		
		DRAWN <i>[Signature]</i>		9/24/25		
		CHECKED				
MATERIAL				SCHEMATIC DRAWING PREAMP		
FINISH				SIZE	CODE IDENT NO.	DRAWING NO.
				C		D1085
DO NOT SCALE DRAWING				SCALE	—	
				SHEET		OF



Concert Bass



ALL WAVE FORMS AND VOLTAGES TAKEN
WITH 50HM LOAD AT 1KHZ WITH MIL.
VOLTS IN.
DC RESISTANCE ACROSS T1 PRIMARY LEADS
17 OHMS
DC RESISTANCE ACROSS T1 SECONDARY LEADS
2.25 OHMS



ABBREVIATIONS		
R.L.	REVERSE LOG	CKT. BKR. CIRCUIT BREAKER
CHAN.	CHANNEL	BLK. BLACK
BRN.	BROWN	BLU. BLUE
VIO.	VIOLET	WHT. WHITE
GRY.	GREY	YEL. YELLOW
GRN.	GREEN	ORN. ORANGE
VAC.	VOLTS	ALTERNATING CURRENT

GENERAL NOTES		
Q1, Q2, Q3, Q4 & Q5	2N3055	
Q101, Q102, Q103,	2N4304	
Q104 Q105	Q301 BC107B	
Q302	BC141C	

ALL RESISTORS 1/2 WATT 10% UNLESS NOTED

△ CODE FOR CONNECTION EXAMPLE △ CONNECTS WITH △

○ CODE TO TIE POINTS ON P.C. BOARD COMPONENT DRAWING TO SCHEMATIC EXAMPLE ⑤ TO ⑤

SCOPE VOLTS/CM IS FOR VETERICAL
AMPLIFIER SENSITIVITY, INPUT
SIGNAL 2KHz @ 6mV.

Sunn Musical Equipment Company amburn industrial park tulatin, oregon 97062	
MATL DESIGNED BY DATE REVISIONS	SCALE VOLUME PRACT. XX XXX
TITLE CONCERT BASS SCHEMATIC	
NO. D-1003	

CONCERT BASS Amplifier Parts List

TRANSISTORS, DIODES

Q101,102,103,201		
202	2N4304	22-4304
Q104,105,203,204		
205,301	BC107B	22-0107
Q302	BC141C	22-0141
Q1,2,3,4,5	2N3055	22-3055
CR101,102,201,202	1N914A	22-0914
CR1	G1KBH02 10 amp	19-0100
CR305,307	G1W0-2 1.5 amp	19-0002
CR306	15V zener	22-0150

FILTER CAPACITORS

C1	3450mfd/75 Volt cap	10-3091
C2	1000mfd/75 Volt cap	10-3080
C303,306	250mfd/64 Volt cap	10-1025
C308	1000mfd/50 Volt cap	10-2580

TRANSFORMERS

T1	3-4DR driver transformer	28-4300
T2	Power transformer	28-2602

CIRCUIT BREAKER

3 amp hold - 4.5 amp surge	52-0450
Thermal breaker 76°C	52-0350

SWITCHES

Power switch	24-0091
Polarity switch	24-0086
Treble boost	24-0085

CONTROLS

R111	Distort 25 K dual	23-5009
R116	Volume 500K audio	23-1267
R123	Mid range 250K	23-1269
R119	Base 500K	23-1267
R121	Treble	23-1269

JACKS

Brite normal	13E switchable	67-0014
Pre amp out, output	Open circuit standard	67-0011
Power amp in	#12 shorting	67-0012

CONTROL KNOBS

Standard numbered	59-5529
-------------------	---------

R129,130	22K $\frac{1}{2}$ watt 5% carbon film resistor	12-3222
R128	620K $\frac{1}{2}$ watt 5% carbon film resistor	12-4622
R131	4.7K $\frac{1}{2}$ watt 5% carbon film resistor	12-2472
R134,139	10K $\frac{1}{2}$ watt 5% carbon film resistor	12-3102
R141	100K $\frac{1}{2}$ watt 5% carbon film resistor	12-4102
R138,127,112	68K $\frac{1}{2}$ watt 5% carbon film resistor	12-3682
R125	5.6K $\frac{1}{2}$ watt 5% carbon film resistor	12-2562
R140	330ohm $\frac{1}{2}$ watt 5% carbon film resistor	12-1332
R126	470K $\frac{1}{2}$ watt 5% carbon film resistor	12-4472
R143	330ohm 1 watt carbon comp resistor	13-1331
R144	1.2K $\frac{1}{2}$ watt 5 % carbon film resistor	12-2122
R111	25K reverse log potentiometer	23-5009
R116,119	500K linear potentiometer	23-1267
R121,123	250K linear potentiometer	23-1269

C101,110	.001uf 600 Volt Mylar capacitor	10-8510
C102	10pf 1000 Volt Disc capacitor	10-9517
C103,109	.1uf 100 Volt Mylar capacitor	10-3521
C107	82pf 1000 Volt Disc capacitor	10-9515
C108	270pf 1000 Volt Disc capacitor	10-9520
C130,123	100pf 1000 Volt Disc capacitor	10-9517
C118	200pf 1000 Volt Disc capacitor	10-9518
C106,117	.01uf 100 Volt Mylar capacitor	10-3504
C111,112,119	.022uf 100 Volt Mylar capacitor	10-3506
C120	.033uf 100 Volt Mylar capacitor	10-3507
C113	.0015uf 1000 Volt Disc capacitor	10-9550
C114	.22uf 100 Volt Mylar capacitor	10-3526
C116	.0033uf 1000 Volt Disc capacitor	10-9553
C115	.068uf 100 Volt Mylar capacitor	10-3510
C121	.47uf 100 Volt Mylar capacitor	10-3530
C112,124	2.2uf 50 Volt Elect capacitor	10-1003
C125,126	10uf 50 Volt Elect capacitor	10-1010
C105	1.6uf 25 Volt Elect capacitor	10-1005
C127,129	220uf 63 Volt Elect capacitor	10-1027
C128	680uf 25 Volt Elect capacitor	10-1030

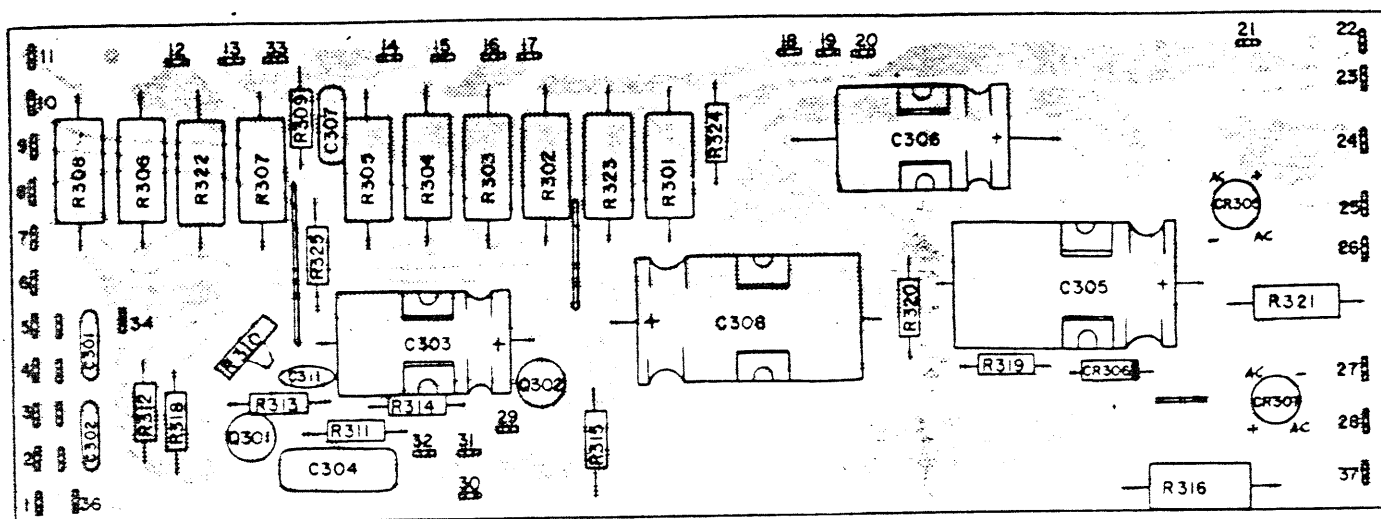
CR101,102	1N458A Diode	22-0458
-----------	--------------	---------

Q101,102,103	2N4304 F.E.Transistor	22-4304
Q104,105	BC107B transistor	22-0107

Concert Bass

POWER AMP

32-0042



PIN NO.

- | | |
|-------------------------------------|-------------------------------------|
| 1. Driver transformer (black) | 19. Collector of Q5 |
| 2. Driver transformer (orange) | 20. .27 ohm resistor (R3) |
| 3. Driver transformer (yellow) | 21. - side of 3400uf capacitor (C1) |
| 4. Driver transformer (white) | 22. .27 ohm resistor (R4) |
| 5. Driver transformer (blue) | 23. Power transformer (green) |
| 6. Driver transformer (violet) | 24. + side of 1000uf capacitor (C2) |
| 7. Driver transformer (red) | 25. Power transformer (green/white) |
| 8. Driver transformer (green) | 26. - side of 1000uf capacitor (C2) |
| 9. Driver transformer (gray) | 27. Power transformer (brown) |
| 10. Base of Q1 | 28. Power transformer (yellow) |
| 11. Emitter Q1 | 29. -15 Volts |
| 12. .27 ohm resistor (R1) | 30. +32 Volts |
| 13. Collector of Q2 | 31. Ground |
| 14. Speaker jack ground | 32. Power amp jack in |
| 15. .27 ohm resistor (R2) | 33. Jumper to pin 34 |
| 16. + side of 3400uf capacitor (C1) | 36. + side of 1000uf capacitor (C2) |
| 17. Collector of Q3 and Q4 | 37. + side of 1000uf capacitor (C2) |
| 18. Speaker jacks | |

CIRCUIT NO.

DESCRIPTION

SUNN PART NO.

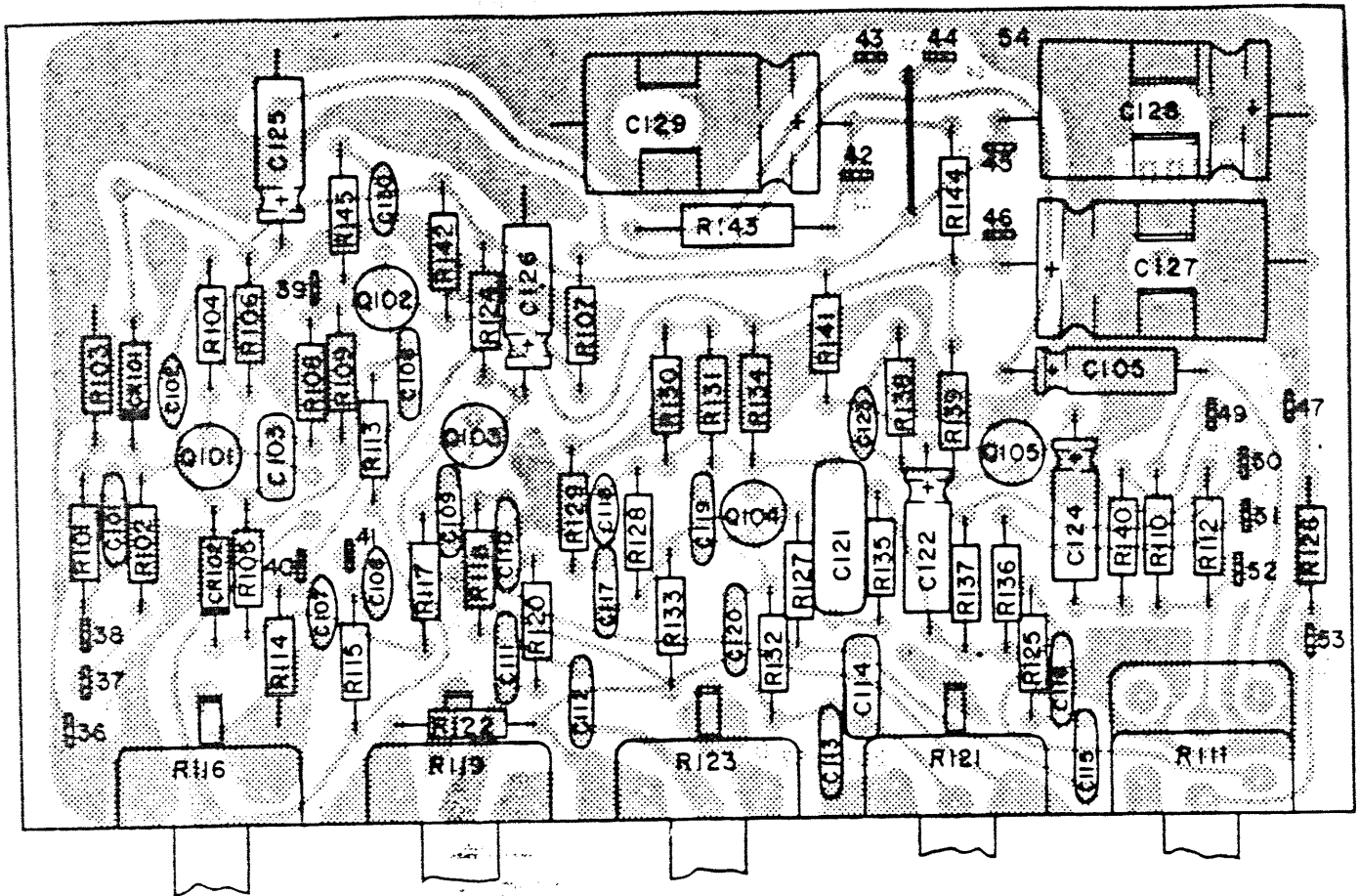
R312	470 ohm 1/2 watt 5% carbon film resistor	12-1472
R318	33K 1/2 watt 5% carbon film resistor	12-3332
R313	270K 1/2 watt 5% carbon film resistor	12-4272
R311	4.7K 1/2 watt 5% carbon film resistor	12-2472
R314	15K 1/2 watt 5% carbon film resistor	12-3152
R309,319,325	330 ohm 1/2 watt 5% carbon film resistor	12-1332
R315	680 ohm 1/2 watt 5% carbon film resistor	12-1682
R324	68K 1/2 watt 5% carbon film resistor	12-3682
R320	5.6K 1/2 watt 5% carbon film resistor	12-2562
R321	470 ohm 1 watt 10% carbon comp resistor	13-1471
R301,303,304,307	910 ohm 2 watt 10% carbon comp resistor	14-1912
R308	10 ohm 2 watt 10% carbon comp resistor	14-0101
R302,305,306,322	22 ohm 2 watt 10% carbon comp resistor	14-0221
R316	330 ohm 2 watt 5% carbon comp resistor	14-1332
R323	22 ohm 5 watt 10% carbon comp resistor	15-0221
R310	10K linear potentiometer	23-4101

C301,302	.047uf 100 Volt Mylar capacitor	10-3508
C307	.22uf 100 Volt Mylar capacitor	10-3526
C304	.47uf 100 Volt Mylar capacitor	10-3530
C311	12pf 1000 Volt Disc capacitor	10-9510
C303,306	250uf 64 Volt Elect capacitor	10-1027
C305,308	1000uf 50 Volt Elect capacitor	10-2580
CR305,307	Bridge rectifier	19-0002
CR306	15 Volt Zener diode	22-0150
Q301	BC141C transistor	22-0141
Q302	BC107B transistor	22-0107

Concert Bass

PRE AMP CH 1

32-0040



PIN NO.

- | | |
|--------------------------|-------------------|
| 36. Input jack ground | 46. No connection |
| 37. Input jack normal | 47. No connection |
| 38. Input jack brite | 48. Ground shield |
| 39. Input jack switch | 49. Signal out |
| 40. Brite switch (pin 1) | 50. No connection |
| 41. Brite switch (pin 2) | 51. No connection |
| 42. No connection | 52. Distort out |
| 43. +32 Volts | 53. Distort Boost |
| 44. -15 Volts In | 54. Ground |
| 45. No connection | |

CIRCUIT NO.

DESCRIPTION

SUNN PART NO.

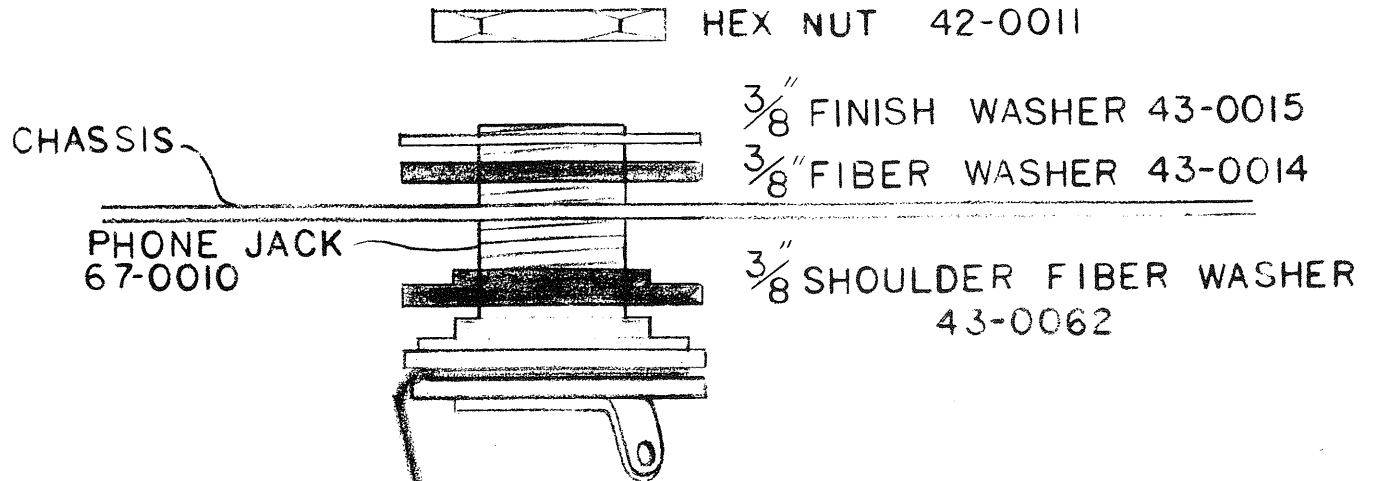
R101,133	270K ½ watt 5% carbon film resistor	12-4272
R102,109,136	47K ½ watt 5% carbon film resistor	12-3472
R103	150K ½ watt 5% carbon film resistor	12-4152
R104,145	1K ½ watt 5% carbon film resistor	12-2102
R105,113,117,137	15K ½ watt 5% carbon film resistor	12-3152
R106,142,124	18K ½ watt 5% carbon film resistor	12-3182
R108,135,110	33K ½ watt 5% carbon film resistor	12-3332
R114	1Meg ½ watt 5% carbon film resistor	12-5102
R115	220K ½ watt 5% carbon film resistor	12-4222
R118,120	56K ½ watt 5% carbon film resistor	12-3562
R122,132	2.2K ½ watt 5% carbon film resistor	12-2222
R107	220ohm ½ watt 5% carbon film resistor	12-1222

CABINET COMPONENTS

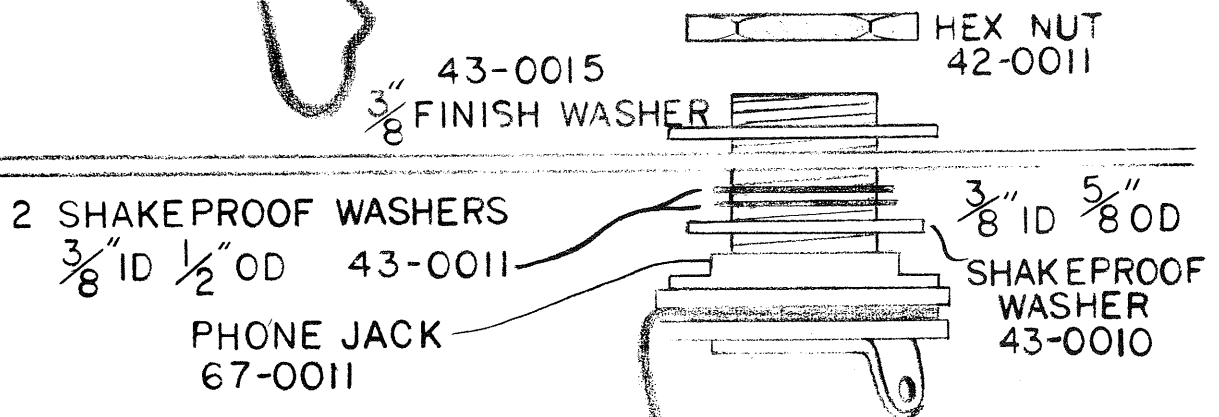
Metal front corners
Metal rear corners
Handle assembly
Metal feed thru washers
Plastiglide feet
Soft rubber feet
SUNN name plate

62-0805
62-8053
71-0007
43-0061
58-1089
58-1131
73-0090

BEFORE



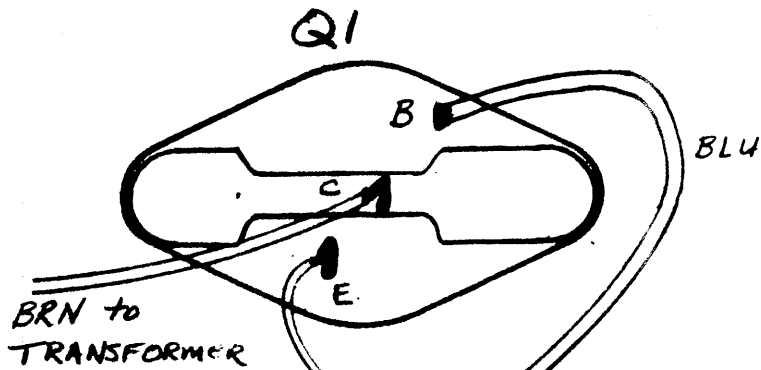
AFTER



Sunn Musical Equipment Company
amburn industrial park
tualatin, oregon 97062

LET.	DESCRIPTION	DATE	BY
	REVISIONS		

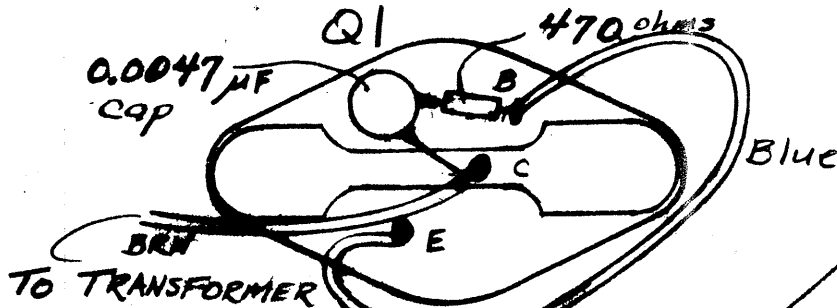
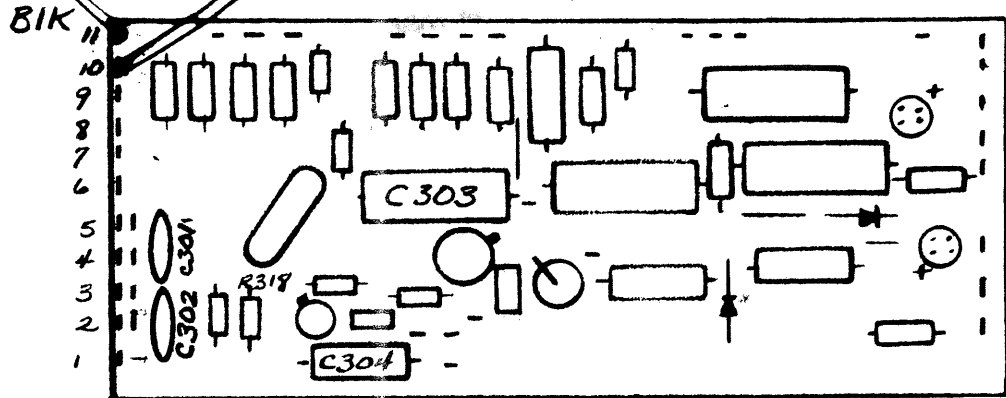
MAT'L	DRN <i>R Gold</i>	SCALE	TOLERANCES UNLESS NOTED
	CHK	USAGE <i>CONCERT</i>	FRACT. .XX .XXX
	APPD	<i>L, B, S</i>	
FINISH	TITLE <i>SPEAKER JACK CHASSIS GROUND</i>		NO. <i>SB 25</i>



Before

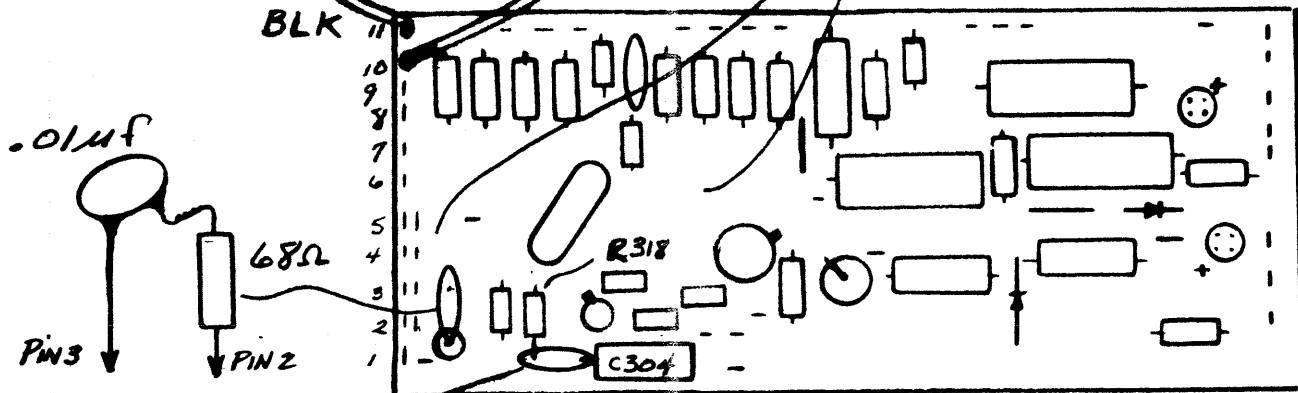
Power Amp Stability
Mod Kit # 32-1018-00
CONCERT SERIES

#20-0043 POWER BOARD



After

NOTE Removed two
Capacitors



NOTE USE
0.0015 µf Con L, B
82pf CCI
270pf CCI
200pf Con S

sunn



Sunn Musical Equipment Company
amburn industrial park
tualatin, oregon 97062

REV.	DESCRIPTION	DATE	BY

MAT'L	DRN R. Gold	SCALE	TOLERANCES UNLESS NOTED
CHK	APPD	USAG Concert	FRACT CCI
FINISH	TITLE Service Bulletin	2, B, S, CCI	.XX w/pwr
			XXX
			NO. 26

